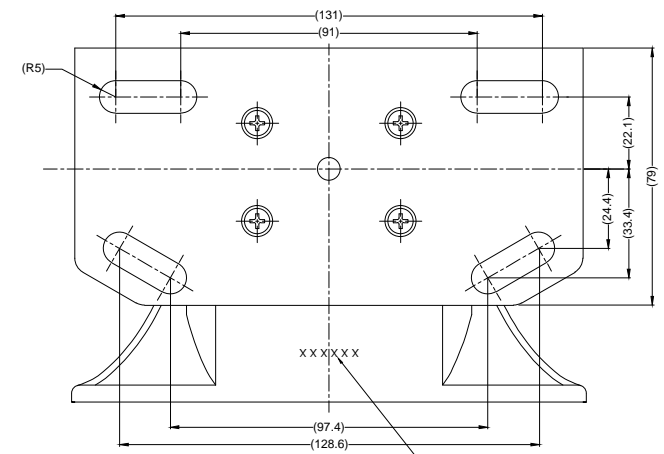
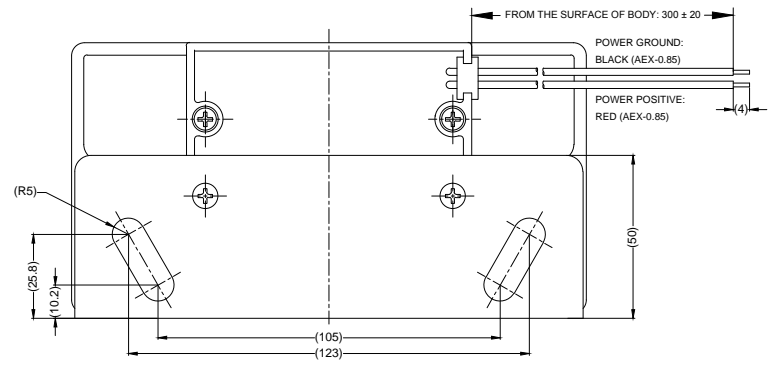
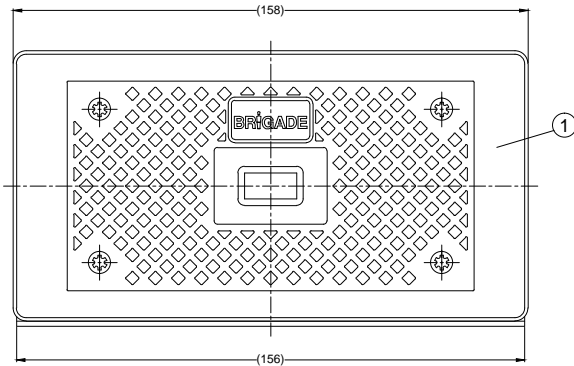
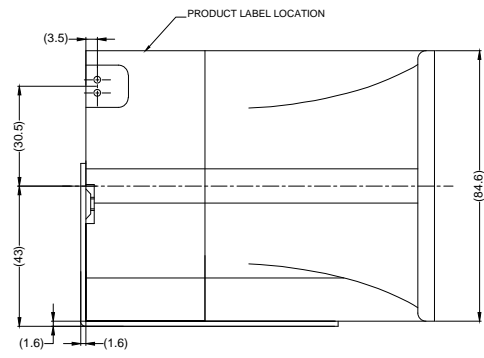
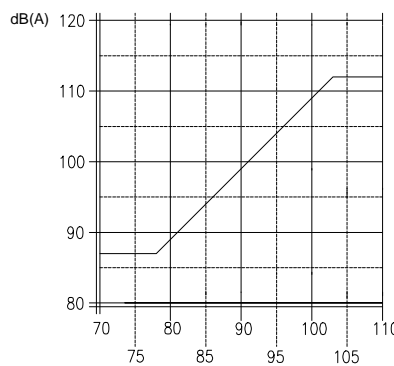


Revision Notes.				
R1 -				
APA: -	Drawn:-	Checked:-	Approved:-	Date: -



- PRODUCT SPECIFICATIONS:**
- CONFORMS TO: SAE J994
  - SOUND PRESSURE SELF-ADJUSTING TO AMBIENT NOISE LEVEL  
ALARM OUTPUT LEVEL FROM MIN 87±4dB(A) TO MAX 112±4dB(A) AT 14-28V AND 25°C (NOMINAL) WITH ADJUSTMENT OF +9dB(A)±4dB(A) ABOVE AMBIENT NOISE LEVEL - FROM 78dB(A) TO 103dB(A)  
TOLERANCE FOR OUTPUT LEVEL AT OPERATING EXTREME ±8dB(A)  
AT A DISTANCE OF 1.2M IN FRONT OF BODY AT A HEIGHT OF 1.2M ABOVE GROUND.  
AMBIENT NOISE TEST CONDITIONS: WHITE NOISE CONTINUOUS SOUND (MEASURED AT THE FRONT OF THE PRODUCT)
  - FREQUENCY: 1900±200Hz.
  - INTERMITTENCY: 80±15 CYCLES/MIN. ON/OFF DUTY CYCLE 50±20% AT NOMINAL CONDITIONS.
  - NOMINAL VOLTAGE: 12V, 24VDC
  - OPERATING VOLTAGE RANGE: 9V ~ 32VDC
  - CURRENT: LESS THAN 300mA AT NOMINAL VOLTAGE.
  - OPERATING TEMPERATURE RANGE: -40°C TO +85°C

SOUND PRESSURE LEVEL  
NOMINAL CONDITIONS



**PRODUCT VALIDATION:**  
THE PARAMETERS OF THE PRODUCT SPECIFICATION 2, 3, 4, AND 7 ABOVE SHOULD BE MAINTAINED FOR THE TESTS STATED BELOW:

- PASSED SAE-J994
- WATER RESISTANCE:  
RAIN TEST ACCORDING TO SAE-J994 SECTION 2.3  
HIGH PRESSURE HOT WATER ACCORDING TO SAE-J994 SECTION 2.6.
- CORROSION RESISTANCE: 50HRS SALT SPRAY ACCORDING TO ASTM B 117.
- VIBRATION RESISTANCE: REQUIREMENTS SPECIFIED BY SAE-J994 SECTION 2.4  
100m/s² FROM 27Hz TO 500Hz FOR 15MIN CYCLE AND TOTAL OF 3HRS FOR EACH AXIS.
- DURABILITY: REQUIREMENTS SPECIFIED ABOVE SHALL BE SATISFIED AFTER SUBJECTED TO TEST OF CONSECUTIVE 500hr AT TEST VOLTAGE OF +28±0.1V AT ROOM TEMPERATURE.
- SURGE VOLTAGE: TO BE FREE ABNORMALITY WHEN APPLYING 100V/100ms PULSES EVERY 5 SECONDS FOR 1 HOUR AT TEST VOLTAGE OF 28V.

- NOTES:**
- FINISH: BLACK PA6 PLASTIC
  - FOR PRODUCT LABEL REFER TO LATEST REVISION OF DRAWING BE-002969-XX-14.
  - FOR GIFTBOX LABEL REFER TO LATEST REVISION OF DRAWING BE-002968-XX-14.

ITEM	PART NO	QTY	MODEL/DESCRIPTION
①	4742	1	SA-800-A ALARM ONLY (NO DRAWING)
②	3587	1	BACKALARM INSTRUCTION MANUAL (NOT SHOWN)
③	4577	1	CAB WARNING STICKER FOR ALARM (NOT SHOWN)

PRODUCTION LOT NO

X	X	X	X	X	X
YEAR			MONTH		
DATE					

**PROPRIETARY NOTICE**  
THIS DESIGN AND TECHNICAL INFORMATION APPEARING ON THIS DRAWING IS THE PROPERTY OF BRIGADE ELECTRONICS, AND IS DISCLOSED IN CONFIDENCE. IT IS NOT TO BE COPIED, REPRODUCED, REVEALED TO OR EXPROPRIATED BY OTHERS, EITHER IN WHOLE OR IN PART WITHOUT THE EXPRESS WRITTEN CONSENT OF BRIGADE ELECTRONICS.



Assembly Pt Approval K.IIDA	Approved by B.JOHN	Checked by R.BATES	Drawn by A.FEDERIGHI
Angle of Projection Third Angle	Units mm	Scale N/A	Released 19/08/14
Status RELEASED	Assembly Ref BA134-1100		
Part No 1315A	SA-800 BE-002963-00-14		